



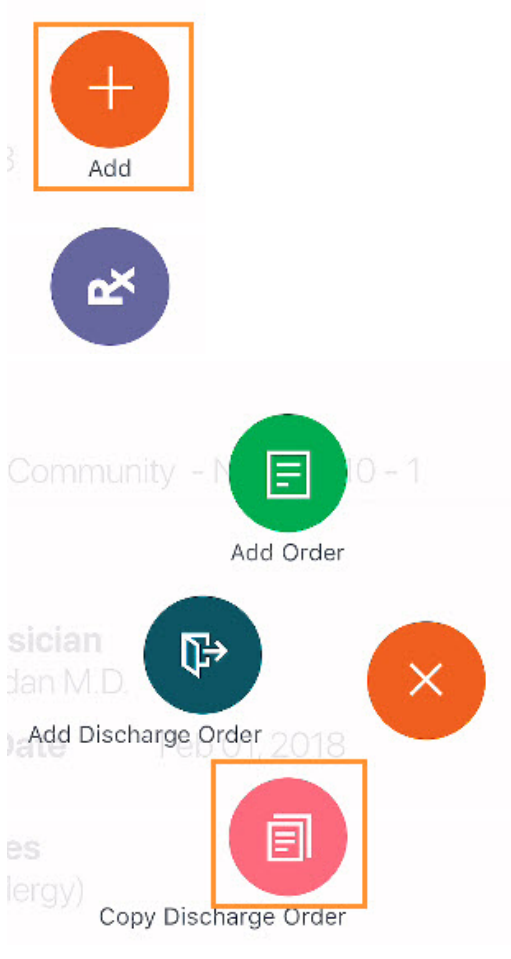


Creating Discharge Orders in the Practitioner Engagement Mobile App (EPCS Only)

If enabled, Practitioners can create discharge orders by copying current orders or adding new discharge orders, including controlled drugs. Discharge orders electronically transmit to the resident's preferred community based pharmacy to be filled after the resident is discharged from the facility. Individual discharge orders are added using order templates. After selecting an order template or copying an order, you can edit or delete schedules for the order.

Step	Action	Application View
1.	<ul style="list-style-type: none">From the patient's chart, tap Rx.	<div><p>Smith, James W Bimini Sands Community Apr 03, 1936 Age 82 Dr. Amanda Brindan M.D.</p><div>Facts Orders Results Notes</div><p>Patient ID 9</p><p>Location Bimini Sands Community - North - 110 - 1</p><p>Time Zone ET</p><p>Primary Physician Amanda Brindan M.D.</p><p>Admission Date Feb 01, 2018</p><p>Drug Allergies Penicillins (Allergy)</p><div></div><div> Alerts Sign Conversations More</div></div>

Step	Action	Application View
2.	<ul style="list-style-type: none"> • Tap Add. • Tap Copy Discharge Orders. <p> Note</p> <p>To add an individual discharge orders, tap Add Discharge Order.</p>	

3.
 - Complete the discharge order requirements.
 - Verify Quantity and Refills are correct. Tap and edit, if needed
 - Tap **Pharmacy** and search for pharmacy.
 - Select **Pharmacy** and tap **back arrow**.

Step Action

Application View



Copy Orders



Active, On Hold, Pending & D/C Order...

[Select All](#)

Default values for new discharge Orders

Quantity: 30, Refills: 0

Pharmacy *

Schedule Start Date: Apr 06, 2018

11:38



! No Dose checking



ACTIVE

Order Start: Mar 14, 2018 08:00



Xanax Tablet 0.5 MG

(ALPRAZolam) Give 1 tablet by mouth every 6 hours as needed for anxiety



ACTIVE

Order Start: Mar 14, 2018 07:47



Tylenol Tablet 325 MG

(Acetaminophen) Give 2 tablet by mouth every 4 hours as needed for For Mild Pain (1-4 on scale of 0-10) Do not exceed 4GM Acetaminophen in 24 hours.



ACTIVE

[Copy Orders for Discharge](#)



Default Values

Quantity

30

Refills

1

Pharmacy



Schedule Start Date


Apr 06, 2018 11:38



The Quantity and Refills for Controlled Drug Orders will not be overwritten by Default Values.They will be copied from the original Order but can be edited

Step Action

Application View

 **Select Pharmacy**

Previously Selected Search Pharmacy

Pharmacy CVS

City


State

Zip


Type

Enabled for EPCS ✓

Clear Search

 **Select Pharmacy**

Previously Selected Search Pharmacy



Only 50 pharmacy records will be displayed.

CareCenter CVS/pharmacy #2905
909 CHESTNUT SUITE 105 ST. LOUIS,
MO 63101
Phone: 3145880356
Type: Retail
Enabled for EPCS ✓

CarePlus (CVS Specialty) #0102
2101 N Ursula St Unit 35 Aurora,
CO 800457449
Phone: 3033641139
Type: Retail
Enabled for EPCS

Step Action

Application View

4.



Note

Tap an order to edit the order directions or delete a schedule.

- Tap orders to be signed or tap **Select All** and tap **Copy X Orders for Discharge**.

Copy Orders Select All

Active, On Hold, Pending & D/C Order...

Default values for new discharge Orders

Quantity: 30, Refills: 1
Pharmacy * CareCenter CVS/
pharmacy #2905
Schedule Start Date: Apr 06, 2018
11:38

Drug alerts will be performed upon
! Order entry as per facility configuration,
with the **exception of Dose checking**.

C ACTIVE
Order Start: Mar 14, 2018 08:00
Xanax Tablet 0.5 MG
(ALPRAZolam) Give 1 tablet by
mouth every 6 hours as needed for
anxiety

ACTIVE
Order Start: Mar 14, 2018 07:47
Tylenol Tablet 325 MG
(Acetaminophen) Give 2 tablet by
mouth every 4 hours as needed for
For Mild Pain (1-4 on scale of 0-10)
Do not exceed 4GM Acetaminophen

Copy 4 Orders for Discharge

5.

- Controlled drugs cannot be signed until the Quantity and Refills are completed. This is done for each controlled drug.

- Select order and complete quantity and refills.
- Tap **Done**.

Edit Discharge Order Done

Smith, James W
Bimini Sands Community

☒ Incomplete Order: fill in all required fields
Xanax Tablet 0.5 MG (ALPRAZolam)

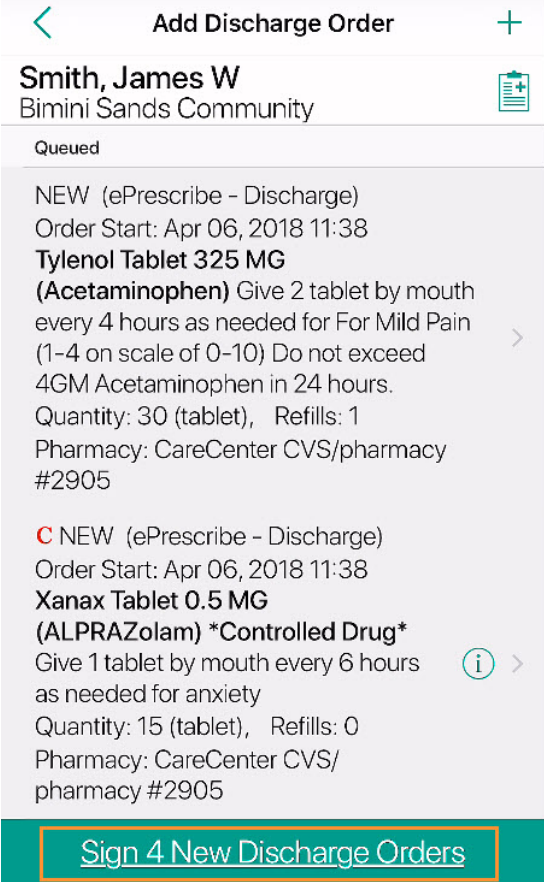
Order Start Date Apr 06, 2018 11:38

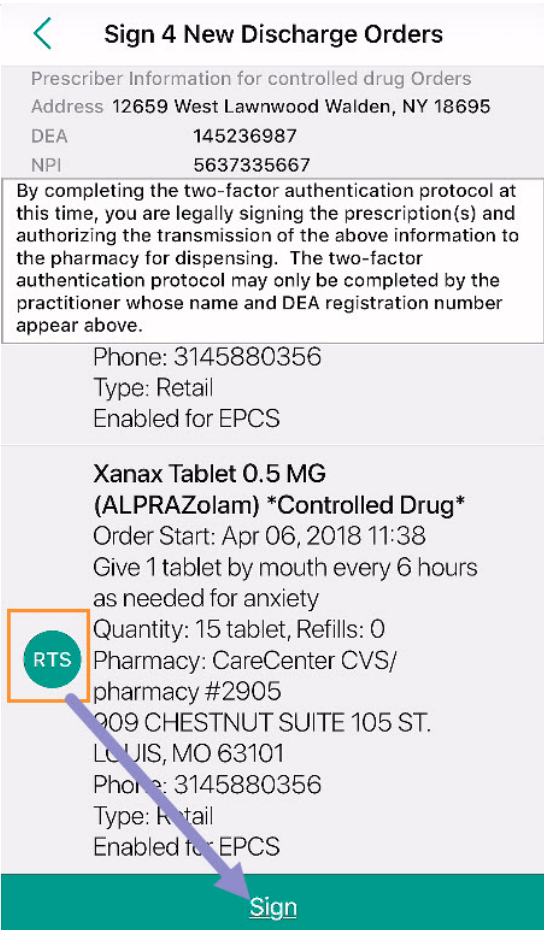
PRN 1
Order Start: Apr 06, 2018 11:38
Give 1 tablet by mouth every 6 hours as
needed for anxiety

Quantity* (tablet) 15
Refills* 0
Pharmacy* CareCenter CVS/pharmacy...>

Sign 3 New Discharge Orders

Delete New Order

Step	Action	Application View
6.	<ul style="list-style-type: none"> Tap Sign X New Discharge Orders. 	
7.	<ul style="list-style-type: none"> Tap RTS, Ready to Sign, for each controlled drug. Tap Sign. 	

Step	Action	Application View
		

8.
 - Type password and device token.
 - Tap **OK**.



Note

After a Discharge Order is signed, it cannot be edited. It can only be discontinued.

Step Action

Application View

The screenshot shows a mobile application interface. At the top, there's a header 'Sign 4 New Discharge Orders' with a back arrow. Below it, there's a section for 'Prescriber Information for controlled drug Orders' with fields for Address, DEA, and NPI. A modal dialog box is open in the center, asking for 'Enter your password:' and 'Enter your device token:'. Below the dialog, there's a section for 'Xanax Tablet 0.5 MG (ALPRAZolam) *Controlled Drug*' with order start time and instructions. At the bottom, there's a numeric keypad with digits 1-9, 0, and a backspace icon.

The help resources made it easy for me to get the answer I needed.

Strongly		Somewhat		Somewhat		
Disagree	Disagree	Disagree	Undecided	Agree	Agree	Strongly Agree
1	2	3	4	5	6	7